

► Hydrometer single-jet water meter type ETX for utility water

Single-jet impeller meter used for allocation of hot and cold utility water

Characteristics

- Single-jet utility water meter
- 'Easy-to-read', mechanical roller counter (can be rotated 360°)
- Nickered measuring chamber
- Suitable for use with cold water to 30 °C
- Suitable for use with hot water to 90 °C
- Reading in cubic metre with three digits
- Horizontal and vertical installation (please see reverse page)
- Pulse generator for remote reading
- Approved according to EEC, verified
- Approval class: B

Further information

The models K and V are single-jet impeller water meters in completely dry-running design with magnetic coupling. In order to minimise damages caused by impurities or lime in the water the meters are designed to give maximum protection to shafts and bearings.

Meters with pulse generators come with a 2-metre cable. Extension is possible.

The meters can be installed horizontally as well as vertically. The roller counter should not turn downwards but it can be rotated for easier reading.



Type	Article no.
Cold water meter without pulse generator	
ETX-K	75-2000-H
Hot water meter without pulse generator	
ETX-V	75-4000-H
Cold water meter, 10 litres/pulse	
ETX-K10-K	75-2030-H
Cold water meter, 100 litres/pulse	
ETX-K100-K	75-2031-H
Hot water meter, 10 litres/pulse	
ETX-K10-V	75-4030-H
Hot water meter, 100 litres/pulse	
ETX-K100-V	75-4031-H

The article numbers mentioned above apply to an overall length of 80 mm

Brunata is a 100 % Danish owned company. We have more than 85 years of experience within developing and producing heat cost allocators and heating accounts. Brunata has implemented a quality system in accordance with EN ISO 9001. Please contact us for further information on our products.

Technical Data

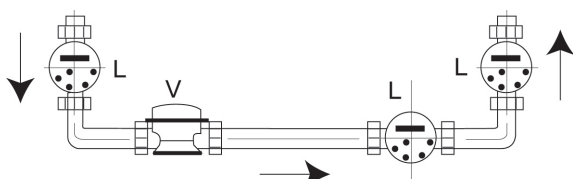
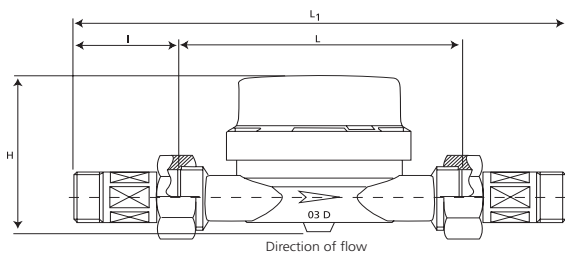
Type				ETX Horizontal Installation	ETX Vertical Installation
Nominal flow rate		q_n	m ³ /h	1.5	1.5
Maximum flow rate	Transitory	q_{max}	m ³ /h	3.0	3.0
Transition flow rate		q_t	l/h	120	150
Minimum flow rate		q_{min}	l/h	30	60
Starting flow rate		q_{start}	l/h	8	16
EU accuracy class	Horizontal installation			B	-
	Vertical installation			-	A
Accuracy of measurement	Verification limits	$q_{min} - q_t$		± 5 %	
		$q_t - q_{max}$		± 2 %	
Max temperature	Cold water meter	Class B		30 °C	
	Hot water meter	Class B		90 °C	
Pressure class			Bar	PN10	
Pressure at q_n		Δp	kPa	24	
Approval no.	Cold water meter	30 °C		D98/6.131.09	
	Hot water meter	90 °C		D98/6.131.09	
Pulse output	Passive reed switch	Litres/pulse		10	
		Litres/pulse		100	

Dimensions

Type	E-TX					
Nominal connection		mm	15	15	15	20
Lenght	L	mm	80	110	130	130
Lenght with coupling	L1*	mm	160	190	210	220
Widht	B	mm	70			
Height	H	mm	66			
Connection thread	Meter	Inches	G $\frac{3}{4}$ B	G $\frac{3}{4}$ B	G $\frac{3}{4}$ B	G1B
	Coupling	Inches	R $\frac{1}{2}$	R $\frac{1}{2}$	R $\frac{1}{2}$	R $\frac{3}{4}$
Installation position			Vertical or horizontal			
Cable lenght at pulse output		m	2.0			

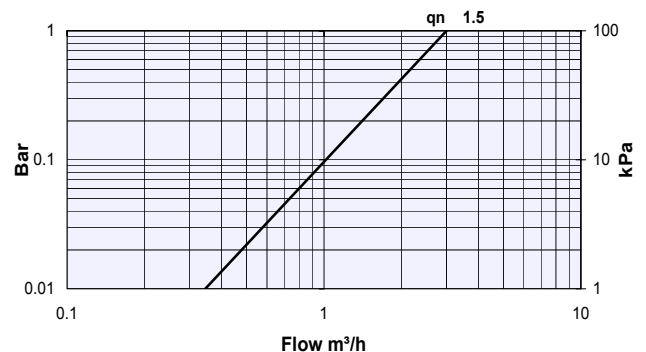
*) Standard coupling, not included when delivered

Dimensional outline



Correct installation options
 V = Horizontal installation
 L = Vertical Installation

Head loss graph



Please note that Brunata makes reservations against operation errors due to lime or blocking of the water meter. Brunata recommends the installation of a filter ball valve before you install the meter.